



Palais des Congrès
www.europcr.com



Paris, 24th-27th May 2005

Preliminary Programme

Course Directors

Coronary

Jean Marco

Patrick Serruys

Jean Fajadet

Pim de Feyter

Marie Claude Morice

William Wijns

Bernard de Bruyne

Alec Vahanian

Peripheral

Giancarlo Biamino

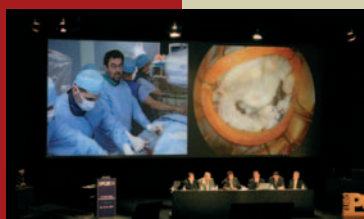
Barry Katzen

Felix Mahler

Marc van Sambeek

Table of contents

Course Directors	2
Programme Committee Members	3
Editorial	3
Programme at a glance	4
Who attended in 2004	6
Course Accreditations	7
Live centres transmitting at EuroPCR 2005	7
Collaboration with international scientific societies	7
Programme	
• Tuesday 24th May	8
• Wednesday 25th May	9
• Thursday 26th May	10
• Friday 27th May	11
List of symposia and case review topics	12
Education based on live	
Focus sessions	
Education sessions	
Practical training and virtual reality sessions	
Nurse and technician sessions	
Innovative and emerging technologies	
Complication sessions	13
Call for Clinical Case Presentations	14
General information	15
List and location of hotels	16
Tours and visits	18



Programme Committee Members

Coronary

Jean Belardi
Maurice Buchbinder
Raoul Bonan
Hans Bonnier
Carlo di Mario
Eric Eeckhout
Bruno Farah
Gerasimos Filippatos
Yonathan Hasin
Antoine Lafont
Thierry Lefèvre
Martin Leon
Yean L. Lim
John Ormiston
Augusto Pichard
Jean Renkin
Gregg Stone
Renu Virmani
Ron Waksman

Peripheral

Jörn Balzer
Alberto Cremonesi
Martin Malina
Dierk Scheinert
Horst Sievert
Thomas Zeller

Join us, 24th-27th May 2005

We have the pleasure in presenting the Preliminary Programme of EuroPCR that will be held from May 24th to May 27th, 2005

Our commitment to the objectives of EuroPCR remains stronger than ever: to contribute to the advancement of education in the fields of percutaneous interventions (coronary, peripheral and non coronary cardiac diseases), cardiac and vascular invasive and non-invasive imaging, as well as the clinical implementation of new-technologies.

Whilst doing so, we strive for LONG-TERM CREDIBILITY, which requires the expression of the Truth to gain the Trust.

The concept of multiple concurrent sessions permits the presentation of data on new technologies at different stages of innovation, from early experimental studies to Tips & Tricks for daily application in clinical practice.

“Live case demonstrations” represent the central core activity of the Course and provide opportunities for critical debate and interactive discussion, which are summarised by clear take-home messages at the end of each session.

There will be state-of-the-art lectures in the different plenary rooms which will address diverse and relevant ongoing issues in the field.

The daily “Glimpse into the future” sessions will present new technologies and innovative tools.

The “Focus” sessions and “Symposia” will be clinically and patient orientated allowing for a detailed analysis of key themes.

The “Complication” and “Nurse and technician” sessions will be an important and integral part of the course.

The “Call for clinical case presentations” sessions will allow attendees to actively participate in the programme and present their experiences.

The “Case Review” sessions will be dedicated to the presentation and discussion of clinical cases with peers and our renowned faculty.

New for EuroPCR 2005:

We will hold educative sessions based on live demonstration and upon the use of virtual reality simulators with evaluation before, during and after each session.

Subsequently, each attendee will be given the opportunity to benefit from an objective and quantitative assessment of his/her performance.

To achieve these objectives, EuroPCR requires a broad alliance of the educational forces of International and National Societies and Working Groups as well as a balanced collaboration with our industry partners. To this end, we need to establish consensus on requirements and indications for a safe and clinically effective use of diagnostic and therapeutic technologies.

This endeavour can only improve the quality of care, services and communication between professionals, whilst sharing cultural differences and approaches towards solving the problems of patients suffering from cardiovascular diseases.

During EuroPCR, a large 10 000 m² exhibition area allows interactive exchange between physicians and industry partners.

We are relentlessly striving to improve EuroPCR with the same objectives in mind: to craft THE BEST EDUCATIONAL COURSE and pursue LONG-TERM CREDIBILITY!

The Board of Directors

Visit our website www.europcr.com to have updated Course information now and www.europcronline.com for highlights on EuroPCR 2004.

Programme at a glance

	8:00-8:30	8:30-9:00	9:00-9:30	9:30-10:00	10:00-10:30	10:30-11:00	11:00-11:30	11:30-12:00	12:00-12:30	12:30-13:00	13:00-13:30	
Tuesday 24												
			Registration desks open									
Room 1							Opening	Live case transmissions: where we are		Come and meet EuroPCR		
Room 2												
Room 3												
Room 4												
Room 5												
Wednesday 25												
Room 1	Percutaneous coronary and cardiac intervention in challenging patients - Part I								Symposia			
Room 2	AAA, DTA and aorto-pelvic											
Room 3	Glimpse into the Future - Part I - Vulnerable plaque											
Room 4	ESC WGs @ EuroPCR - Acute coronary syndromes - Part I											
Room 5			Focus session						Complication session			
Other rooms	Call for Clinical Case Presentations								Case Review sessions			
		Practical training & virtual reality sessions						Practical training & virtual reality sessions				
	Nurse and technician session								Education sessions			
Thursday 26												
Room 1	Unresolved or remaining problems with drug-eluting stents								Symposia			
Room 2	Femoro-popliteal											
Room 3	Glimpse into the future - Part III - New Imaging											
Room 4	ESC WGs @ EuroPCR - Acute coronary syndromes - Part II											
Room 5			Focus session						Complication session			
Other rooms	Call for Clinical Case Presentations								Case Review sessions			
		Practical training & virtual reality sessions						Practical training & virtual reality sessions				
	Nurse and technician session								Education sessions			
Friday 27												
Room 1	Percutaneous coronary and cardiac intervention in challenging patients - Part III								EuroPCR "hot" sessions			
Room 2	Renals, subclavian and miscellaneous								Symposia			
Room 3	Valve repair: where we are											
Room 4	APSIC @ EuroPCR				SOLACI @ EuroPCR							
Room 5			Focus session						Complication session			
Other rooms		Practical training & virtual reality sessions						Case Review sessions				
	Nurse and technician session								Education sessions			

13:30-14:00 | 14:00-14:30 | 14:30-15:00 | 15:00-15:30 | 15:30-16:00 | 16:00-16:30 | 16:30-17:00 | 17:00-17:30 | 17:30-18:00 | 18:00-18:30 | 18:30-19:00 | 19:00-19:30

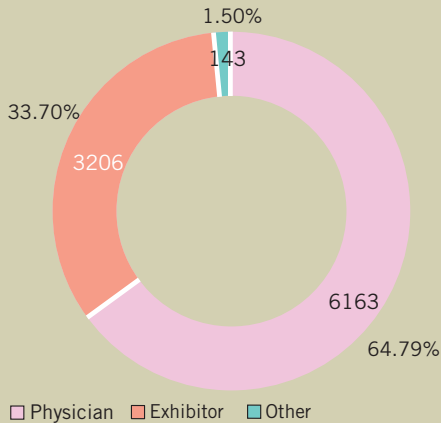
Exhibition open

Opening symposium		Late breaking trials and trials update (Part I) - Comments on clinical follow-up of 2004 cardiac live cases - Late breaking trials (Part II)											
Welcome address and clinical follow-up of 2004 peripheral live cases		Symposium					Symposium						
Education based on coronary live case transmissions - Part I										Education on percutaneous coronary interventions: curriculum, evaluation, accreditation. Where we are, where we are going.			
Percutaneous coronary and cardiac intervention in challenging patients								Symposia				Live case transmissions	
AAA, DTA and aorto-pelvic								Symposia				Live case transmissions	
Glimpse into the future - Part II - Beyond the drug-eluting stent								Symposia				Live case transmissions	
TCT @ EuroPCR						Symposium							
Focus session					Education based on coronary live case transmissions - Part II								
Call for Clinical Case Presentations				Case Review sessions				Case Review sessions					
Practical training & virtual reality sessions						Practical training & virtual reality sessions							
Innovative and Emerging Technologies						Innovative and Emerging Technologies							
Unresolved or remaining problems with drug-eluting stents								Symposia				Live case transmissions	
Below the knee interventions								Symposia				Live case transmissions	
Glimpse into the future - Part IV - Valve repair: new and future technologies								Symposia				Live case transmissions	
CRT @ EuroPCR						Symposium							
Focus session					Education based on coronary live case transmissions - Part III								
Call for Clinical Case Presentations				Case Review sessions				Case Review sessions					
Practical training & virtual reality sessions						Practical training & virtual reality sessions							
Percutaneous and surgical interventions of the future with live transmissions: Our Dreams!		Awards and Closing Ceremony											

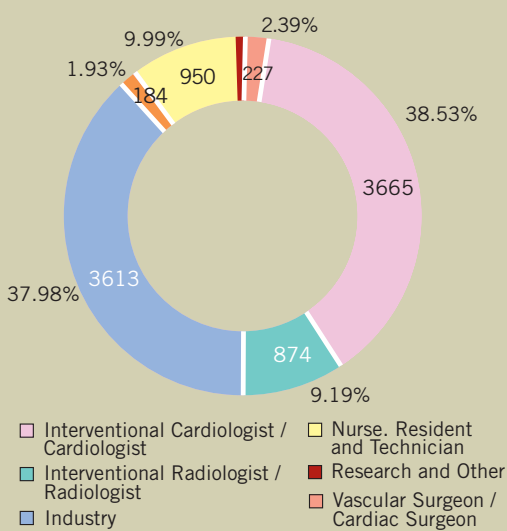
Who Attended in 2004

Main Data

BREAKDOWN BY PARTICIPATION



BREAKDOWN BY SPECIALITY



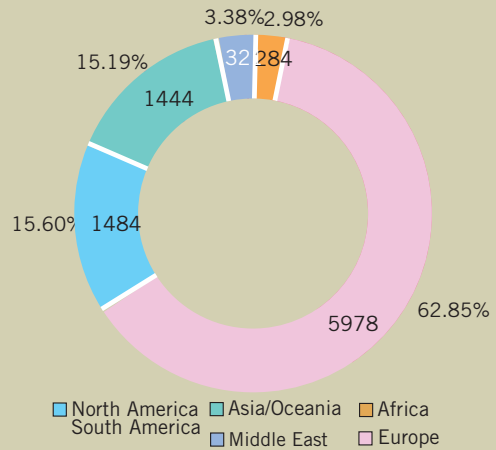
Global attendance

9512

Total number of live cases presented

141

BREAKDOWN BY SPECIALITY



BREAKDOWN BY NON-EUROPEAN COUNTRIES

ALGERIA	16	MIDDLE EAST	3
ANGOLA	2	MOLDOVA	2
ARGENTINA	65	MOROCCO	16
AUSTRALIA	140	MOZAMBIC	1
BAHRAIN	2	NEPAL	1
BANGLADESH	7	NEW ZEALAND	12
BRAZIL	176	OMAN	2
CANADA	129	PAKISTAN	32
CHILE	27	PALESTINIAN TERRITORY	3
CHINA	143	PANAMA	3
COLOMBIA	26	PERU	4
COSTA RICA	6	PHILIPPINES	2
EGYPT	96	PUERTO RICO	2
EL SALVADOR	2	RUSSIAN FEDERATION	71
FALKLAND ISLANDS (MALVINA)	2	SAN MARINO	2
HONDURAS	2	SAUDI ARABIA	42
HONG KONG	42	SINGAPORE	42
INDIA	197	SOUTH AFRICA	102
INDONESIA	19	SRI LANKA	3
IRAN	79	SYRIAN ARAB REPUBLIC	40
IRAQ	26	TAIWAN	65
ISRAEL	151	THAILAND	23
JAMAICA	1	TUNISIA	46
JAPAN	215	TURKEY	80
JORDAN	59	UNITED ARAB EMIRATES	22
KOREA	74	URUGUAY	4
KUWAIT	10	USA	925
LEBANON	85	VENEZUELA	34
LIBYA	4	VIETNAM	4
MALAYSIA	53	YEMEN	10
MEXICO	75	TOTAL	3534

BREAKDOWN BY EUROPEAN COUNTRIES

AUSTRIA	172	LATVIA	10
BELARUS	2	LITHUANIA	7
BELGIUM	491	LUXEMBOURG	2
BOSNIA AND HERZEGOVINA	3	MACEDONIA	4
BULGARIA	17	MALTA	17
CROATIA	22	NETHERLANDS	310
CYPRUS	7	NORWAY	75
CZECH REPUBLIC	93	POLAND	142
DENMARK	101	PORTUGAL	137
ESTONIA	2	ROMANIA	21
FINLAND	66	SERBIA AND MONTENEGRO	19
FRANCE	1117	SLOVAKIA	10
GEORGIA	2	SLOVENIA	16
GERMANY	692	SPAIN	345
GREECE	237	SWEDEN	182
HUNGARY	39	SWITZERLAND	250
ICELAND	10	UKREINIA	3
IRELAND	117	UNITED KINGDOM	389
ITALY	845	TOTAL	5978

Course Accreditations



EBAC Accreditation

The EuroPCR 2004 was accredited by the European Board for Accreditation in Cardiology (EBAC) for 21 hours of External CME credits.

Each participant should claim only those hours of credit that have actually been spent in the educational activity.

EBAC works in cooperation with the European Accreditation Council for Continuing Medical Education (EACCME), which is an institution of the European Union of Medical Specialists (UEMS).



US CME Accreditation

Credit Designation

Washington Hospital Center designates this educational activity for a maximum of 34 Category 1 credits toward the AMA Physician's Recognition Award. Each physician should claim only those credits that he/she actually spent in the activity.

Conflict of Interest

It is the policy of Washington Hospital Center to ensure balance, independence, objectivity, and scientific rigor in all its sponsored educational programs. All faculties participating in continuing medical education activities sponsored by Washington Hospital Center are required to disclose to the program audience any real or apparent conflict of interest related to the content of their presentations. All faculties are also required to disclose any discussions of unlabeled/ unapproved uses of drugs or devices.



Dutch Accreditation

The EuroPCR 2004 was accredited by the Association of Surgeons of The Netherlands for a maximum of 20 accreditation points in Category 1.

Live Centres Transmitting at EuroPCR 2005

(Provisional list - Other centres to be included)

- Clinique Pasteur - Toulouse, France
- Erasmus University Medical Center ThoraxCenter, Rotterdam, The Netherlands
- Erasmus University Medical Center Rotterdam Interventional Radiology/Vascular Surgery Rotterdam, The Netherlands
- Cardiovascular Center Aalst - Aalst, Belgium
- Institut Cardiovasculaire Paris Sud - Massy, France
- Hôpital Bichat Claude Bernard - Paris, France
- Universität Leipzig Herzzentrum - Leipzig, Germany
- University Hospital Inselspital - Bern, Switzerland
- Miami Cardiac and Vascular Institute - Miami, U.S.A.
- Columbia University Medical Centre - New York City, U.S.A.
- Washington Hospital Centre - Washington DC, U.S.A.
- Auckland City Hospital, Green Lane Cardiovascular Unit Auckland, New Zealand

Collaboration with International Scientific Societies

(Provisional list)

The scientific programme of EuroPCR is endorsed by:

- European Society of Cardiology (ESC)
- Société Française de Cardiologie (SFC)
- Arbeitsgruppe Interventionelle Kardiologie der Deutschen Gesellschaft für Kardiologie
- Asian Pacific Society of Interventional Cardiology (APSIC)
- Australian Society of Vascular Surgery
- Belgian Society for Vascular Surgery
- British Cardiovascular Intervention Society (BCIS)
- Czech Working Group Interventional Cardiology
- Dutch Society for Vascular Surgery
- Egyptian Working Group of Interventional Cardiology (EWGIC)
- German Society of Angiology - Society for Vascular Medicine
- Groupe Athérome Coronaire et Cardiologie Interventionnelle de la Société Française de Cardiologie (GACI)
- Gruppo Italiano di Studi Emodinamici di Cardiologia Intervenzionistica (GISE)
- Hellenic Cardiological Society
- International Society for Endovascular Specialists (ISES)
- International Symposium of Endovascular Therapy (ISET)
- Israeli Working Group of Interventional Cardiology
- Polish Cardiac Society
- Portuguese Working Group of Interventional Cardiology
- Portuguese Society of Vascular Surgery
- Sección de Hemodinámica y Cardiología Intervencionista - Sociedad Española de Cardiología
- Sezione di Radiologia Vascolare e Interventistica della Società Italiana di Radiologia Medica
- Sociedad Latino Americana de Cardiología Intervencionista (SOLACI)
- Società Italiana di Chirurgia Vascolare ed Endovascolare (SICVE)
- Transcatheter Cardiovascular Therapeutics (TCT)
- Working Group of Interventional Cardiology and Acute Coronary Syndromes of the Swiss Society of Cardiology
- Working Group 10 of the European Society of Cardiology
- Working Group Acute Cardiac Care of the European Society of Cardiology

Preliminary programme

Tuesday 24th May

Room 1

11:00-11:15

Opening

11:15-12:15

Live case transmissions: where we are

12:15-13:15

Come and meet EuroPCR

13:30-15:00

Opening symposium

15:00-19:00

Late breaking trials and trials update - Part I

Comments on clinical follow-up of 2004 cardiac live cases

Late breaking trials - Part II

Room 2

14:30-16:00

Welcome address

Comments on clinical follow-up of 2004 peripheral live cases

16:00-17:30

Symposium on new frontiers in peripheral interventions

17:30-19:00

Symposium on carotid stenting

Room 5

15:00-18:00

Education based on coronary live case transmissions - Part I

18:00-19:30

Education on percutaneous coronary interventions: curriculum, evaluation, accreditation. Where we are, where we are going



Room 1

08:00-11:50

Percutaneous coronary and cardiac intervention in challenging patients - Part I

State-of-the-art lectures and live case transmissions

- Non invasive imaging prior to percutaneous coronary intervention: prime time?
- Risk evaluation
- Need for justification of treatment: optimistic attitude combined with drug-eluting stent

12:00-13:30

Symposium

13:30-16:30

Percutaneous coronary and cardiac intervention in challenging patients - Part II

State-of-the-art lectures and live case transmissions

Where we are in:

- Myocardial repair
- Valve repair
- Vulnerable plaque

16:30-18:00

Symposium

Room 2

08:00-11:50

AAA, DTA and aorto-pelvic

State-of-the-art lectures and live case transmissions

- Endovascular treatment versus open surgical repair of AAA: results from a randomised trial
- Debate:
 - what are the indications to treat small AAA
 - there is no indication to treat small AAA
- Critical aspects of endovascular treatment for Type B dissection
- Traumatic thoracic aortic lesions

12:00-13:30

Symposium

13:30-16:30

AAA, DTA and aorto-pelvic

State-of-the-art lectures and live case transmissions

- What is the best imaging option for aorto- pelvic / peripheral obstructive disease: duplex, angiography, CTA or MRA. Results from a randomised trial
- Debate on aorto-pelvic obstructive disease: PTA, primary stenting or stent on indication
- Remote iliac endarterectomy for iliac artery occlusive disease
- TASC C and D lesions in pelvic arteries: the indication for percutaneous intervention

16:30-18:00

Symposium

18:00-19:30

Live case transmissions

Room 3

08:00-11:50

Glimpse into the future - Part I

Vulnerable plaque

State-of-the-art lectures and live case transmissions

12:00-13:30

Symposium

13:30-16:30

Glimpse into the future - Part II

Beyond the drug-eluting stent

State-of-the-art lectures and live case transmissions

16:30-18:00

Symposium

Room 4

08:00-11:50

ESC WGs @ EuroPCR - Acute coronary syndromes - Part I

Controversies and live case transmissions

12:00-13:30

Symposium

13:30-17:30

TCT @ EuroPCR

Controversies and live case transmissions

17:30-19:00

Symposium

Room 5

09:00-11:30

Focus session

Live case transmissions and lectures' slots

12:00-13:30

Complication Session

14:00-16:30

Focus session

Live case transmissions and lectures' slots

17:00-19:30

Education based on live coronary - Part II

Room 1

08:00-11:50

Unresolved or remaining problems with drug-eluting stents

State-of-the-art lectures and live case transmissions

- Post drug-eluting stent in-stent restenosis: why and how to treat?
- Late thrombosis: a reality?
- Drug-eluting stent in diabetic patients

12:00-13:30

Symposium

13:30-16:30

Unresolved or remaining problems with drug-eluting stents

State-of-the-art lectures and live case transmissions

- Bifurcation lesions
- Drug-eluting stent does not reduce myocardial infarction or mortality

16:30-18:00

Symposium

Room 2

08:00-11:50

Femoro-popliteal

State-of-the-art lectures and live case transmissions

- Recanalising the SFA today and tomorrow
- Debate:
New devices and self-expanding stents will break the “last frontier”
Endovascular treatment of the SFA is “just” a waste of time
- The treatment of popliteal aneurysms
- What is the best imaging modality for follow-up after intervention?

12:00-13:30

Symposium

13:30-16:30

Below the knee interventions

State-of-the-art lectures and live case transmissions

- Health economical impact of critical limb ischemia
- Debate on critical limb ischemia: What can the vascular surgeon propose? Debulking and stenting is the best solution
- Treatment of acute and subacute ischemia

16:30-18:00

Symposium

18:00-19:30

Live case transmissions

Room 3

08:00-11:50

Glimpse into the future - Part III

New imaging

State-of-the-art lectures and live case transmissions

12:00-13:30

Symposium

13:30-16:30

Glimpse into the future - Part IV

Valve repair: new and future technologies

State-of-the-art lectures and live case transmissions

16:30-18:00

Symposium

Room 4

08:00-11:50

ESC WGs @ EuroPCR - Acute coronary syndromes - Part II

Controversies and live case transmissions

12:00-13:30

Symposium

13:30-17:30

CRT @ EuroPCR

Controversies and live case transmissions

17:30-19:00

Symposium

Room 5

09:00-11:30

Focus session

Live case transmissions and lectures' slots

12:00-13:30

Complication Session

14:00-16:30

Focus session

Live case transmissions and lectures' slots

17:00-19:30

Education based on live coronary - Part III

Friday 27th May

Room 1

08:00-11:50

Percutaneous coronary and cardiac intervention in challenging patients - Part III

State-of-the-art lectures and live case transmissions

Where we are in:

- Patent foramen ovale closure
- Percutaneous treatment of hypertrophic cardiomyopathy
- Percutaneous intervention of tricky cardiac disease

12:00-14:30

EuroPCR "Hot" session

14:30-16:30

Percutaneous and surgical interventions of the future with live transmissions: Our Dreams!

16:30-17:30

Awards and Closing ceremony

Room 2

08:00-11:50

Renals, subclavian, and miscellaneous

State-of-the-art lectures and live case transmissions

- What we really know about the pathophysiology of renal artery stenosis
- Impact of renal artery stenting besides improvement of blood pressure control
- Emergency procedures in the supraortic region
- Obstruction of the subclavian arteries

12:00-13:30

Symposium

Room 3

08:00-11:50

Valve repair: where we are

State-of-the-art lectures and live case transmissions

12:00-13:30

Symposium

Room 4

08:00-09:50

APSIC @ EuroPCR

Controversies and live case transmissions

10:00-11:50

SOLACI @ EuroPCR

Controversies and live case transmissions

12:00-13:30

Symposium

Room 5

09:00-11:30

Focus session

Live case transmissions and lectures' slots

12:00-13:30

Complication session



List of symposia and case review topics

- Drug eluting stents: do Cypher and Taxus maintain their promises in the long term?
- Drug eluting stents: clinical evaluation of new-comers.
- Difficult lesion subsets (bifurcation, chronic total occlusion, saphenous vein graft): do new technologies and drug eluting stents resolve the challenges?
- Percutaneous coronary intervention in “high risk patients”: how far can we go with percutaneous coronary intervention?
- Acute coronary syndromes: state-of-the-art treatment and evolving concepts.
- Vulnerable plaque: state-of-the-art of evaluation.
- Percutaneous valvular repair and replacement.
- Patent foramen ovale and atrial septal defect closure.
- Septal alcoholisation and other percutaneous treatment of hypertrophic cardiomyopathy.
- Myogenesis and angiogenesis: status of ongoing and future trials.
- Non-invasive cardiovascular imaging: education, training and state-of-the-art.
- New technologies: cost-effectiveness and healthcare regulation.
- New stents: bioabsorbable and other future technologies
- Guidelines and daily practice: from theory to reality.
- Virtual reality simulators: training and evaluation tools.
- Renal stenting: determination of the real indication.
- Carotid stenting: there are still open questions.
- Supra-aortic and intra-cranial interventions.
- DTA and AAA: new technical aspects, long term results.
- Pelvic interventions: the role of the vascular surgeon.
- SFA interventions: facts, not fictions.
- A challenging field: the tibial arteries.
- Do we need drug eluting stents in the peripheral?



Education based on live

Education based on live sessions are the evolution of the Back to Andreas adapted to new education concepts. These sessions are based on a step-by-step live cases with clearly pre-defined learning objective and quantitative evaluation before (starting situation), during and after the session. These sessions will be using new education tools and will be held from Tuesday (15.00 - 18.00) to Thursday (17.30 - 19.30) in high-tech specific rooms with new interactive equipments.

Focus sessions

The Focus sessions were a success in 2004, and will be given a greater exposure in the 2005 Course programme. These sessions are dedicated to the daily practice of interventional cardiology and radiology with a major focus on their educative content. They are based upon the direct transmission of live cases with increased emphasis upon interactivity, allowing participants to actively contribute in discussion.

Educative sessions

These educative sessions will be held daily (Wednesday to Friday) from 12.00 to 13.30. Experts will teach you step-by-step procedures on specific topics with quantitative evaluation.

Practical training and virtual reality sessions

As part of the EuroPCR Course, there are various educative sessions constructed to allow attendees to evaluate their level of practical and theoretical knowledge in a specific field.

There are 3 different educational types of session, but each type is based upon an assessed teaching. These sessions form an integral part of the EuroPCR scientific programme and are indicated as such in the final programme and on the course website.

► Virtual Reality Sessions (Simulators)

Based upon the use of simulators allowing attendees to virtually practice coronary or peripheral angioplasties. These sessions therefore combine practice and diagnosis reasoning.

► Hands-on Sessions (Models)

Based upon the manipulation of real tools on models. These sessions are much more clinical than the practical based sessions. They allow attendees to be more familiar with the use of such devices in conditions close to real practice.

► Clinical cases based educational sessions

These are sessions aimed at giving high-level evaluation to the attendees on a specific topic through the discussion of a clinical case (from a recorded live case or a CD Dicom). The clinical case is the basis of the discussion. Discussion is sustained by literature data, clinical trials and guidelines relative to the chosen topic.

Essentially these sessions have a clinical approach and their evaluation will be based upon multiple-choice questionnaires that participants should complete throughout the session.

Complication sessions

Acute complications during percutaneous interventions

A selection of cases of complications during percutaneous interventions will be presented in an interactive format. Participants will be able to submit their cases and if selected present them to the audience and a panel of experts. The sessions will be interactive by use of a voting system and prepared multiple choice questions in order to guide the participants throughout the case. At the end of each case, the panelists resume the case with emphasis on the particular take-home message related to the complication. The purpose of these sessions are therefore to chair in an open-minded mood each others complications in order to prevent and/or anticipate them in the future.

Nurse and technician sessions

A special 3-day sessions programme is dedicated to nurses and technicians working in coronary and peripheral cath-labs. The aim of the session with invited speakers from all over the world – nurses, technicians and physicians – to improve basic skills and to present future developments in drug-therapy, catheter-techniques and patient management. Video presentations will be added to the oral presentations.

Innovative and emerging technologies

This will be a session integrated in the Scientific Programme of EuroPCR with the presentation title featuring in the final version of the Course Programme (to be distributed to attendees). The session will also feature in the 'Daily News' and will be previously announced on the EuroPCR website.

The session will be chaired by a member of the Scientific Committee or Board of Directors.

The companies involved will give a 5 minute presentation, from one of the company members followed by a 5 minute Q&A.

Presentations must be submitted to the chairmen 15 days before the course in order for the titles to feature on the website (www.europcronline.com)

A synopsis of the session highlights will appear in the 'Daily News', on the website, television news, and the course highlights.

Agenda

- March 1st, 2005: Submission deadline
- March 18th, 2005: Response from Board of Directors
- May 10th, 2005: Submission of definitive presentations to the chairmen.

Call for Clinical Cases presentations

Education also comes from sharing experience.

The Call for Clinical Cases allows you –physicians, fellows– in the coronary or peripheral fields– to submit challenging cases performed in your centre. These cases will be reviewed and be graded by a committee and –if accepted–, you will present them during the Call for Clinical Case sessions at EuroPCR.

The three best cases will be shown during the Closing Ceremony, in the Main Arena on Friday 27th May with a joint award from the ESC WG10 and EuroPCR.

New for EuroPCR 2005

All the clinical cases will be presented during the Course in the e-clinical case area where computers will be available for consultation. They will feature on www.euroPCRonline.com, the ultimate source of education in the field of percutaneous coronary cardiac non-coronary and peripheral interventions.

Key Dates

Submission Deadline

Up until 31st March 2005

Case Selection

16th April 2005

Guidelines

- Participants who wish to submit clinical cases on WWW.EUROPCR.COM should follow the structure below:
 - Introduction of the case
 - Description of the problem
 - Procedure and technique used
 - Summary
- Only one case can be submitted per person or up to 3 cases per centre. Participants will be informed directly by email and in due time of the Committee's decision.
- Submitted cases should not exceed 2MB



General information

The organiser cannot be held liable for any hindrance or disruption of Congress proceedings arising from political, social or economic events or any other unforeseen incidents beyond their control.

Registration of a participant entails acceptance of this condition.

Venue

Palais des Congrès

2, place de la Porte Maillot

75017 Paris - France

The building is accessible to disabled people.

■ Registration opening

The registration desks will be open from Sunday 22nd May, 2005, 14:00 onwards.

■ Course opening hours

• Tuesday, 24th May, 2005 - 11:00 - 19:30

• Wednesday, 25th May to Thursday 26th May, 2005 - 8:00 - 19:30

• Friday, 27th May, 2005 - 8:00 - 17:30

■ Exhibition opening hours

• Tuesday, 24th May, 2005 - 11:00 - 19:30

• Wednesday, 25th May to Thursday 26th May, 2005 - 8:00 - 19:30

• Friday, 27th May, 2005 - 8:00 - 17:30

■ Language

The official language of the Course is English. All scientific sessions will be held in English.

Translation into English/French will be provided for the nurse programme only.

For general information, registration, exhibition, scientific programme, please contact: EUROPA ORGANISATION

5, rue Saint-Pantaléon

BP 844 - 31015 Toulouse cedex 6 - France

Fax: +33 (0)5 34 45 26 46

E-mail: europocr@europa-organisation.com

Web site: www.europa-organisation.com

■ Housing

The Course housing department has booked more than 3000 rooms in 2, 3 and 4 stars hotels. You will find at the end of this brochure the name and location of the hotels and the housing form for individuals. For any information on reservations for groups, please contact

Carlson Wagonlit Travel - Toulouse

Mr Christophe Bascoul

Fax: +33 5 34 45 12 39

E-mail: wagonlit@europa-organisation.com who will be pleased to assist you.

■ Registration

On-line registration is available for individuals on www.europocr.com (secured payment).

The deadline for pre-registering to the congress is 10th May, 2005. Early registration is recommended. After this date, please register on-site in Paris.

Badges, certificate of attendance and all necessary congress documents will be given at the registration desks starting on Sunday 22nd, May 2005, 14:00 onwards.

■ Registration fees (in euros)

	Package includes: EuroPCR, EuroPCRonline and "EuroIntervention" journal From May 24th, 2005 to May 15th, 2006
Physicians or Industrials without booth	□ 990 € VAT incl.
Nurses, Technicians Residents	□ 690 € VAT incl.
Exhibitors	□ 690 € VAT incl.

Day-pass registration (May, 24th, 25th, 26th and 27th): 350 € VAT incl.

Payment must be made in euros only. Upon receipt of your valid registration (with full payment), a confirmation will be sent. Please bring your registration confirmation in Paris together with your identity card.

■ Method of payment

• credit card

Visa - Mastercard - American Express - Diners club

Please complete carefully the attached order form with the correct card information and sign for authorization.

• bank cheques should be made in Euro and payable to EuroPCR/Europa Organisation.

■ Cancellation policy

Cancellations must be made in writing and are subject to the following conditions:

- Until March 21st, 2005: refund minus 150 €

- After March 22nd, 2005: 50% refund

■ Press registration

Press representatives will have free registration to the Course if they provide a valid press identity card or a proper letter of assignment.

Please send your request by email to europocr@europa-organisation.com or by fax at +33(0)5 34 45 26 23. All requests will be submitted to the organising committee for approval.

The organising committee reserve the right to refuse access to press representatives in case of fake or invalid press card.

■ Lounge for industry partners

In order to offer better services to our industry partners, a special lounge will be provided within the congress centre with all facilities they could need (i.e. spaces to hold short meetings, refreshments...).

■ Social activities for accompanying persons

Special guided tours with the visits of the main monuments and museums of Paris are scheduled. Registrations can be made before and during the course.

For more information, please contact:

PARIS VISION

Isabelle DECHIRON.

Tel. +33 1 44 50 44 36

Fax +33 1 42 61 20 38

E-mail: idechiron@parisvision.com

or refer to page 18.

■ Catering

- Coffee breaks will be offered on the exhibition hall.

- At lunch time, the restaurant will be open from 11.30 am to 3 pm.

- All the delegates will have access to the restaurant on presentation of their badge.

■ Travel

Rebate on French domestic flights



Reference to be quoted: **AXZE SE 34233**

Validity from 22/05/05 to 31/05/05

For Air France Offices: discount registered on GGAIRAFEVENTNEGO

• On international routes

AIR FRANCE offices and call centres throughout the World will offer preferential fares from your country of departure. Appropriate published fares from french overseas departments and territories apply. Your nearest Air France Office and call centres: <http://www.airfrance.com>

• On the domestic network within continental France

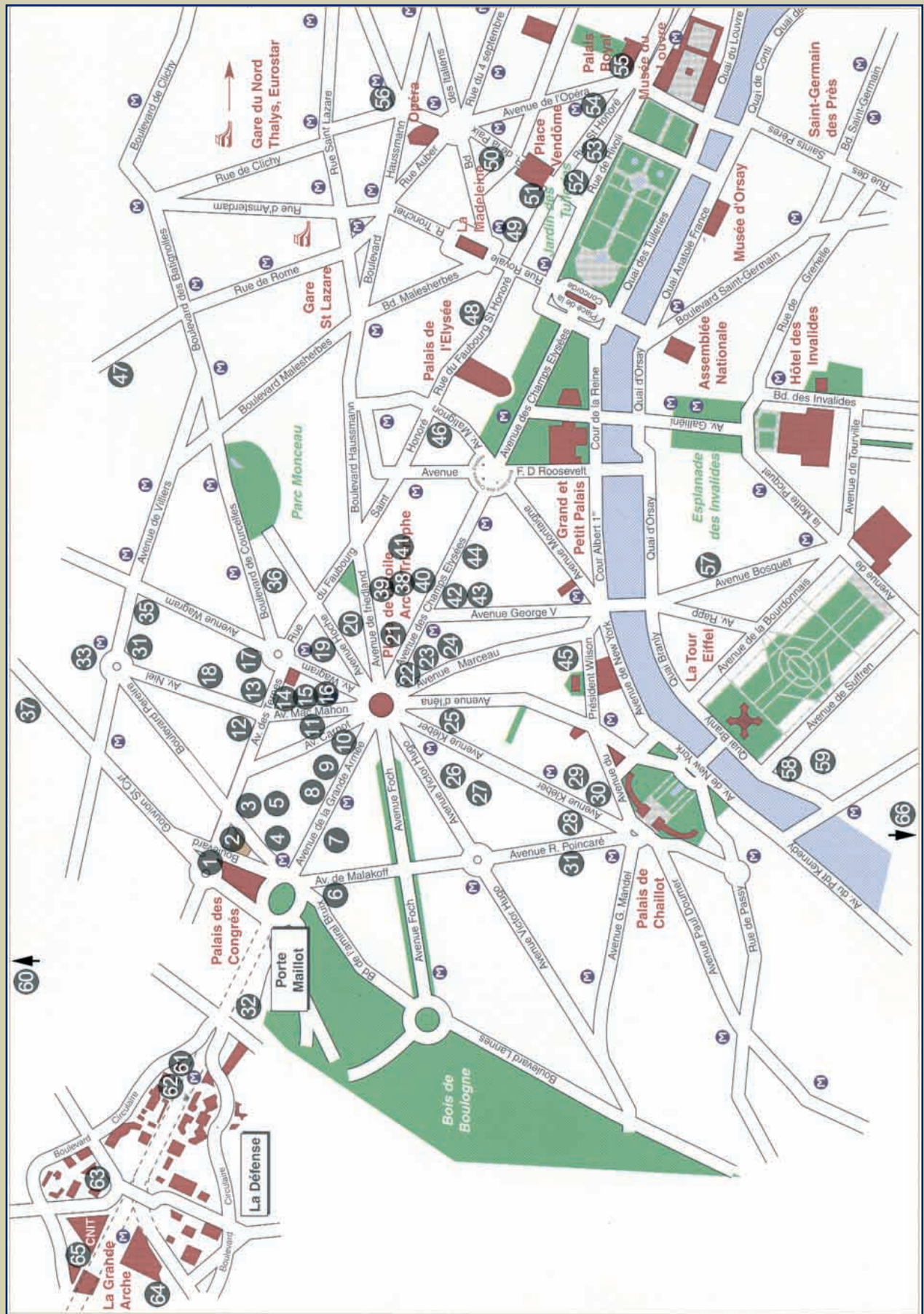
This original document will entitle you a reduction of up 45% on the regular full fare in economy class for a round trip journey (subject to conditions) on the Air France continental domestic network for this event.

To book your electronic ticket please contact the Air France call centre from within France 0 820 820 820* or your nearest Air France office <http://www.airfrance.fr>

Members of partner carrier's loyalty programme will receive miles on their programme when using Air France flights.

Check details with your Air France office.

List and location of hotels



MAP N°	HOTEL NAME	CATEGORY OF ROOM	TYPE IN €	RATE SINGLE IN €	RATE DOUBLE
1	LAFAYETTE CONCORDE	****	STD/DEL EXECUTIVE	335 370	345 385
2	MERIDIEN ETOILE	STD **** CLUB	330 EXECUTIVE 425	345 370 425	385
3	VILLA DES TERNES	***	STD	200	240
4	FERTEL MAILLOT	***	STD	130	147
5	BW.ETOILE St FERDINAND	***	STD	210	225
6	VILLA MAILLOT	****	STD	320	350
7	HOTEL DURET	****	STD	205	235
8	STAR ETOILE	***	STD	160	175
9	FERTEL ETOILE	***	STD	130	147
10	SPLendid ETOILE	****	STD	235	279
11	BALMORAL	***	STD	165	190
12	MERCURE PARIS ETOILE	***	STD	199	223
13	VILLA ALESSANDRA	****	STD	260	290
14	EMPIRE ELYSEES	***	STD	150	160
15	MERCURE WAGRAM	***	STD	209,5	234
16	TIVOLI ETOILE	***	STD	160	170
17	PLAZA ETOILE	***	STD	160	170
18	MONCEAU WAGRAM	***	STD	165	175
19	ROYAL MONCEAU MANDARIN ORIENTAL	****	SUP	580	615
20	NAPOLEON	****	STD SUP	352	368
21	BALZAC CHAMPS ELYSEES	****	STD	345	400
22	RADISSON S.A.S	****	STD	310	335
23	BASSANO	****	STD	290	320
24	BELMONT	***	STD	145	170
25	HOTEL MAJESTIC ELYSEES	****	STD	245	320
26	VICTOR HUGO	***	STD	175	185
27	RAPHAEL	****	SUP LUXE	435 505	470 545
28	WALDORF TROCADERO	****	STD	310	325
29	HOTEL COSTES K	****	STD DELUXE	315 400	415
30	SOFITEL DEMEURE BALTIMORE	****	SUP	367	424
31	PARC SOFITEL DEMEURE	****	SUP	340	370
32	MERCURE PARIS NEUILLY	***	STD	225	250
33	PAVILLON PEREIRE	***	STD	150	170
34	AMPERE	****	STD	218	245
35	MERCEDES	***	STD	150	160

MAP N°	HOTEL NAME	CATEGORY OF ROOM	TYPE IN €	RATE SINGLE IN €	RATE DOUBLE
36	HILTON ARC DE TRIOMPHE	****	DELUXE SUP	365 390	385 415
37	COURTYARD PARIS/NEUILLY*	****	SUP SUITES	315 380	335 400
38	WARWICK	****	STD	356	380
39	CALIFORNIA	****	STD	385	410
40	MARRIOTT CHAMPS ELYSEES	****	STD	497	530
41	ROCHESTER CHAMPS ELYSEES	****	STD	235	280
42	CHATEAU FRONTENAC	****	STD	245	285
43	MARIGNAN CHAMPS ELYSEES	****	DELUXE	410	430
44	FRANKLIN ROOSEVELT	****	STD	235	275
45	REGENCIA Best Western Premier	****	STD	292	320
46	HOLIDAY INN PARIS ELYSEES	***	STD	200	205
47	VILLA EUGENIE	****	STD	255	275
48	SOFITEL DEMEURE LE FAUBOURG	****	STD	445	475
49	SOFITEL DEMEURE CASTILLE	****	STD	340	370
50	SOFITEL DEMEURE SCRIBE	****	STD	328	356
51	PLAZA VENDOME	****	STD	335	370
52	INTERCONTINENTAL	****	STD	385	405
53	CLARION ST JAMES ET ALBANY	****	SUP SUITES	310 330	315 350
54	REGINA	****	STD	305	380
55	LOUVRE CONCORDE	****	STD	380	405
56	AMBASSADOR CONCORDE	****	STD	300	310
57	JARDINS D'EIFFEL	***	STD	150	165
58	HILTON PARIS	****	STD	310	335
59	NOVOTEL PARIS TOUR EIFFEL	****	STD	260	300
60	EVERGREEN LAUREL HOTEL *	****	STD	270	285
61	IBIS DEFENSE	**	STD	108,5	115
62	NOVOTEL DEFENSE	***	STD	194	218
63	RENAISSANCE PARIS/DEFENSE	****	STD	265	285
64	SOFITEL GRANDE ARCHE	****	STD	295	307
65	HILTON DEFENSE	****	STD	310	335
66	SOFITEL SEVRES	****	STD	224	242

Tours and visits

Visits of the main monuments and museums of Paris will be organized. Registrations can be made before the course. Numerous tours with a pick-up at your hotel are available on request.

For any information and reservation, please contact directly:

PARIS VISION: Isabelle DECHIRON

Tel: +33 (0)1 44 50 44 36

Fax: +33 (0)1 42 61 20 38

E-mail: groupe@parisvision.com

You will find below examples of excursions during the course.

■ Paris Vision Tour

Commentary in 14 languages. Excursion escorted by an hostess. Free for children under 11 (if accompanied by their parents).

Departure: 9 a.m., 12 a.m., 3 p.m. everyday.

Duration: approx. 3 hours.

One of our customers' favorites. This tour will give you the unique opportunity to discover Paris, its history and major landmarks.

Indicative price: 26 €.

■ Paris Full Day

Seine Cruise • Eiffel Tower • Notre Dame • Louvre Museum. Lunch at the Eiffel Tower included.

Departure: 10 a.m., Monday, Thursday, Friday and Saturday.

Duration: approx. 7 hours.

This most complete excursion will start with a relaxing morning by discovering the main historic monuments before embarking for a Seine Cruise. You will then have lunch in the exceptional setting of the "Altitude 95" restaurant located on the 1st floor of the Eiffel Tower. Early in the afternoon, you will have a visit of Notre Dame Cathedral and the Louvre Museum. The excursion ends at the Louvre Museum where you can stay to continue the visit. Indicative price: 94 €.

■ Paris Panoramic Tour

City Tour • Eiffel Tower • Seine Cruise Commentary in 14 languages. Excursion escorted by an hostess.

Departure: 9 a.m., 12 a.m., 3 p.m. everyday.

Duration: approx. 5 hours.

Let's discover Paris in a different way! Including a city tour and an amazing Seine River cruise, you will discover from the boat two thousand years of Parisian history. Next, take a lift to the second floor of the Eiffel Tower from where you will enjoy a splendid panoramic view of Paris.

Indicative price: 42 €.

■ Giverny and Versailles

Monet's Home • Country-style lunch at the Moulin de Fourges • Versailles Palace.

Departure: 9 a.m. Tuesday, Friday and Sunday

Duration: approx. 9 hours.

We suggest the day begins with a visit to Monet's House in Giverny: a discovery visit of the painters' furnishings, his collection of Japanese engravings, then followed by a lovely walk around the famous waterlily gardens. Lunch is taken in delightful country surroundings. During the afternoon a guided visit to the palace of Versailles and a discovery of the French-style gardens.

Indicate price: 111 €.

■ Loire Castles

Amboise – Chenonceau – Cheverny – Chambord.

Departure: 7:15 a.m. Departure date depending of the programme.

Lunch with drinks included

Excursion conducted by a qualified guide-interpreter

Duration: approx. 12 hours

An excursion to give you a taste of royal splendour and life in the grand style since the time of the Renaissance. Your day in the "Garden of France" begins with a guid-

ed tour of Chenonceau - the elegant "Château aux Dames" built over the River Cher - and its gardens. After lunch, a tour of Cheverny, still privately owned along with its original 17th century furnishings. Finally, visit Chambord, the largest of the Loire Castles, built in grandiose style by François 1 to accommodate his hunting parties. Access to the terraces is by the famous double spiral staircase said to have been designed by Leonardo da Vinci. Lunch in a typical regional auberge included. Entrance tickets included.

Indicative price: 145 €

■ IMPORTANT:

Upon presentation of your confirmed registration letter to the EuroPCR 2004, a 5 to 10% discount will be granted to you according to tours, except for evenings.

A PARIS VISION counter will be at your disposal near the registration desk of the congress so that you can reserve your last minute tours.



EUROPCR ONLINE.COM

EuroPCRonline.com is a simultaneous continuation of the EuroPCR Course - the first international Course annually dedicated to endovascular therapies- and a common link between members of the interventional community.

EuroPCRonline.com is an educative tool available on the internet that takes advantage of the experience and skills of the best opinion leaders in the field.

EuroPCRonline.com has been built whilst keeping the philosophy of EuroPCR based on rigour and ethics and the same teaching goal. Join us on www.europcronline.com: see the back for your free access!

EUROPCR ONLINE NEWS
PLEASE CONTACT OUR RECENT UPDATES BY CLICKING HERE

**EUROPCR 2005
FIRST ANNOUNCEMENT**
Please click here to access the first announcement for EuroPCR 2005, from May 24th to 27th.

**MEET EUROPCR 2005
AT THE ESC IN MUNICH**
Come and visit us from August 27th to September 1st BOOTH #5B-14 in the Exhibition Hall B1 at the ESC 2004 in Munich!

**DES PROGRAMS
THE DESIRE STUDY**
Access here an article on Drug-Eluting Stent Programs and New Technologies, DESIRE -The Dexamethasone Stent Italian Registry- and review Dr. Flavio Ribichini's presentation.

**COMPLEX PROCEDURES
CORONARY & NON-CORONARY**
Click here to read the article and review Dr. Erich Minar's presentation on possibilities of prevention of restenosis in peripheral.

**CHRONIC TOTAL OCCLUSION
TREATMENT: WHY & HOW?**
Real world clinical experience using the SafeCross total occlusion crossing wire, the ENTER registry presented by Dr. Heuser: click here!

**ASIAN PACLITAXEL-ELUTING
STENT CLINICAL TRIAL**
Click here to review an article on the IVUS analysis from the ASPECT trial and S. Jung Park's presentation.

RECENT UPDATES
New ACC/AHA Stemi Guidelines Urge Early and Long-Term Treatment with Aldosterone Blockade Therapy - Pfizer's INSPRA® (eplerenone) has the potential to save more lives.
August 16, 2004 - New York - Patients who have had a recent heart attack with ST-elevation (ST-Elevation Myocardial Infarction, or STEMI), complicated by heart failure should be treated with a ...



Paris, 24th-27th May 2005
Palais des Congrès
www.europcr.com

COURSE DIRECTORS:

Jean Marco

Patrick Serruys

Jean Fajadet

Pim de Feyter

Marie Claude Morice

William Wijns

Bernard de Bruyne

Alec Vahanian

Giancarlo Biamino

Barry Katzen

Felix Mahler

Marc van Sambeek